

Single-side Hot and Cold laminator MF1700-F1



Contents

General Information	3
Summary	4
Warning Symbols	5
Safety	6
Installation and Notice	7
Operation	8
Maintenance	10
Troubleshooting	11
Repairs	11
Accessories	11
Technical Specification	12

General Information

MF1700-F1 under MEFU is a 1.63m/64" single-side hot and cold laminator, which is designed as an inexpensive option for a wide range application.

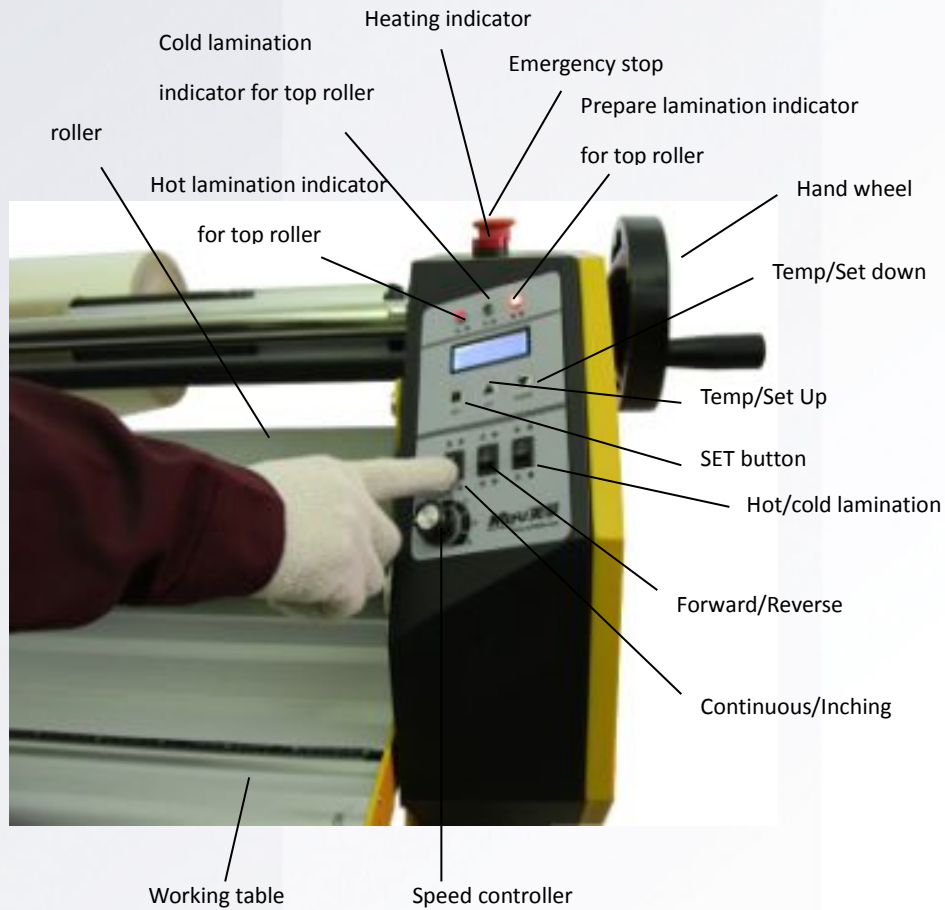
An ideal laminating solution for using matte or gloss thermal films can save your cost during hot lamination. The numerous features included with the 64in wide format MF1700-F1 hot and cold laminator make it so easy to use finishing becomes one person.



Before first use of the MEFU laminator, you should carefully read this manual, which contains important instructions, indications and safety information. Failure to read the manual may result in serious injury to operators and damage to machine.

Machine is heavy! Please be careful, when moving.

Summary



Warning Symbols

To know clearly about this manual for using safely with flatbed, you need to be familiar with the warning symbols in this manual.



Read this manual⁺



About Installation, please contact a technician⁺



Electrical risks⁺



Take care⁺

Safety

In order to make a full understanding of the machine, please read this manual carefully before operation. Take care when operating the machine, especially if more than one operator is using it.

Power supply

The power supply should meet the requirement of the machine.

Function

The emergency stop function and the mechanical stop function for the machine should be test in connection with installation, servicing, maintenance etc.

Operation

In order to make a full understanding of the machine, please read this manual carefully before operation.

Maintenance

Do not use water to clean the machine in case of short circuit, electric shock or rust.

In order not to hurt the rollers, please do not put any hard stuff on the machine.

Check the chains and gears at a regular time, clean and lubricate.

The rollers are main parts of the machine, damage of the rollers will affect the yields. Please rise the upper roller up after lamination, in case of the deformation of the lower roller under long time weight.



Laminate Your Value

www.mefuchina.com

Emergency situations

In the event of an emergency, Press the emergency stop button to stop the laminator in an emergency. Then the machine will run again and the button will bounce up, when you clockwise rotate to the neutral position.



Red emergency stop buttons are located at two sides of the machine.



Installation and Notice

The MEFU Laminator should be assembled and used in a clean room with a normal room temperature and normal humidity levels. The work place should be dry and ventilated. Do not use this machine near water source or wet ground. This minimizes the occurrence of static electricity. In the meanwhile, do not close to combustible and explosive goods.

Delivery inspection

When the machine is delivered, the following units are included:

- MEFU laminator
- Manual
- Accessories

Connections

Voltage: AC220/240V 50-60HZ



Electrical connectors may only be connected to sockets with the correct voltage. All other operations may only be performed by authorized staff.

Positioning

The MEFU Laminator should be placed in a dry and ventilated situation.

Laminate Your Value

www.mefuchina.com

Before use

Check the chains and gears (at a regular time), clean and lubricate.

Using

The roller is hot during working, please do not touch it, in case of scalded or bruised.

After use

Place the roller in the idle position, raised 5 mm above the working table.

Clean the roller at a regular time, do not use water to clean the machine in case of short circuit, electric shock or rust.

Use 80% alcohol, detergent or eraser to clean the rollers after lamination, which can lengthen the rollers' life.

1. The temperature of the roller should under 40°C and stop heating.
2. Do not focus on one point.
3. Clean the residuum in time, otherwise it will affect the yields.



Assembly with the steps performed by technician authorized.


Operation



1. Turn over the working table for laminating.



2. Install the foot switch plug in the power.



4. Lift up the roller by turning the hand wheel clockwise.

3. Place the roll of cold film and paper tube to the upper rolls (film roll and backing sheet roll), place the roll of graphic and paper tube to the the lower rolls (feeding roll and finish product roll), and measure them straightly with scale on the rolls.




5. When you get the right to the edge, put the film thought underneath the roller to back working table, stick to the other paper tube, as shown in the picture.



6. Using Hot/Cold lamination switch, pre-heating for the upper roller. Press SET button, heat the upper roller (with recommended temperature of 40-50°C for cold laminating, 85-95°C for hot



7. Feed the graphic slightly into the rollers.



8. Put down the roll to keep the feeding graphic



9. Lift down the roller again the graphic, make sure that the graphic is pressed against the roller before starting application.



10. Press the "Continue" switch to laminate.





11. When you finishing with your graphic, Trim to the edge of graphic with a cutter.

Laminate Your Value

www.mefuchina.com

Maintenance

Every day

- Make sure that the machine is not held any hard stuff and the roller is not damaged.
- check the buttons on the machine

Once a week

- clean the machine

Once a month

- clean and lubricate the chains and gears.
- Check the power supply and the foot switch to prevent leakage.

As necessary

- Check the power supply and clean the roller.

Repairs

Contact a technician

You should first try contacting a technician through the dealer where you bought your Laminator.

If this is not possible, contact MEFU Technical Service

Phone: +00 86 15890020566



The equipment may only be used for its intended purposed as specified in this manual. For any other use may result in damage or injury, and is at the user's own risk.

Accessories

For any necessary accessories you need, you can try to contact the dealer where you bought your MFEU Laminator.

Troubleshooting

The roller won't move up and down	<ol style="list-style-type: none"> 1.Reset the emergency stop button. 2.Reset the controls <p>(If none of this helps, please contact a technician)</p>
Control panel dead fault	<ol style="list-style-type: none"> 1. Check power supply or emergency button. 2. If the fuse is burn down, just replace.
The roller can not run	<ol style="list-style-type: none"> 1. Regulate the fraction of the rollers 2. Fix or regulate the chain wheel key on the motor shaft 3. If Motor or speed controller breakdown, Just replace the motor or the speed controller.
Snow points	<ol style="list-style-type: none"> 1. Rises up the temperature 2. Clean the surface of graphic 3. If there is some problems with the film, change the film.
Air bubbles or folds	<ol style="list-style-type: none"> 1. Adjust the pressure of the rollers. 2. Make the printings flat 3. Improve speed or lower temperature. 4. Put the beam weight on printings
Printings go tilt	Regulate the pressure of the rollers.
Folds of films	<ol style="list-style-type: none"> 1. Regulate the film roll's fraction 2. Lower the temperature
Finished products are too curled	Regulate the tension of the film or the reception roll

Technical Specification

Model	MF1400-F1	MF1700-F1
Max width	1370mm/54"	1630mm/64"
Speed	Up to 7m/min	Up to 7m/min
Laminating type	Hot and Cold	Hot and Cold
Heating method	Infrared heating	Infrared heating
Diameter of upper roller	130mm	130mm
Max thickness	23mm	23mm
Warm up time	10-15 min	10-15 min
Recommended temp range	40°C-60°C(cold laminator) 85-95°C(hot laminator)	40°C-60°C(cold laminator) 85-95°C(hot laminator)
Max temp	120°C	120°C
Fixed Volt	AC220V-240V 50HZ-60HZ	AC220V-240V 50HZ-60HZ
Fixed power	2200W	2200W
Fixed current	12A	12A
Motor power	60W	60W
Reverse function	Yes	Yes
Laser safety	optional	optional
Foot pedal switch	Yes	Yes
Packing size	700×2080×1180mm	700×2080×1180mm



Laminate Your Value

www.mefuchina.com



----- Laminator, Cutter, Film -----

MEFU INDUSTRIAL LIMITED

Ma Zhai Industrial Park, Er Qi District, Zheng Zhou City, He Nan Province, China

- Tel: +86-158 9002 0566
- E-mail: yang@mefuchina.com
- Skype:mefu-ex

www.mefuchina.com